

# PATCH TECH

PTY (Ltd)

EXCELLENT  
SERVICE

SINCE 1991

*Tyre Accessories*  
& Garage Related Equipment



*Product Guide*

[www.patchtech.co.za](http://www.patchtech.co.za)

Tel: (011) 902 6150 - Fax: 086 505 9813 Email: [admin@patchtech.co.za](mailto:admin@patchtech.co.za)



# Main Category

## Wheel Weights

Standard Wheel Weights	Pg1
Mag Wheel Weights	Pg1
Stick-on Weights	Pg2
Truck Wheel Weights	Pg2
Light Truck Weights	Pg2
Shims	Pg2

## Tube & Tyre Patches

Radial Gaitors	Pg3
Cross Ply Gaitors	Pg3
Tubeless Plugs	Pg3
Mushroom Plugs	Pg3
Repair Kits	Pg3
Tube Patches	Pg4
Nail Hole Patches	Pg4

## Solutions

Solutions	Pg4
-----------	-----

## Passenger & Light Truck

Tube Valves	Pg5
Tubeless Valves	Pg5
Clamp-in Tubeless Valves	Pg5

## Truck & Bus Valves

Tube Valve	Pg5
Screw-on repair Metal Valves	Pg5
Truck Tube repair Spud	Pg6
Metal Clamp-in Tubeless Valve	Pg6
Metal Clamp-in Tubeless Valve	Pg6
Tubeless Valves for Drop Centre	Pg6
Tank Valves	Pg6

## Valve Extensions

Passenger Valve Extentions	Pg7
Truck Valve Extentions	Pg7
Flexible Extensions & Brackets	Pg7

## Tractor Valves & Fittings

Air Liquid Tube Valves	Pg8
Core Housing	Pg8
Rim Nut	Pg8
Air Liquid Tubeless Valves	Pg8
Air Liquid Fitting	Pg8

## Large Bore Valves (Jumbo)

Clamp-in Spuds	Pg8
Large Bore Valves	Pg8
Swivel Stem Assemblies	Pg9
Flexible Extensions	Pg9

## Super Large Bore Valves (SLB)

Clamp-in/Screw-in Spud	Pg9
Swivel Stem Connection	Pg9
Check Valve	Pg9

## SLB Flexible Extensions

S.L.B Flexible Extensions	Pg10
---------------------------	------

## Tyre Valves & Core Caps

Standard Valve Cores	Pg10
Large Bore Valve Cores	Pg10
Standard Bore Caps	Pg10
Large Bore Valve Caps	Pg10

## Valve Service Tools

Standard Valve Tools	Pg11
Large Bore Valve Tools	Pg11

## Tyre Finishing Rasps

Cup Rasps	Pg11
Silver Grit Flared Contour Wheels	Pg11
TCW Rasps	Pg11
Contour Cap Rasps	Pg11
Air Cooled Solid Steel Round Face Rasps	Pg12
Air Cooled Solid Steel Flat Rasps	Pg12
Disc Air Cooled Solid Steel Rasp	Pg12
Adaptors	Pg12
Sleeves Solid Steel	Pg12
Solid Steel Cone Rasps	Pg12
Solid Steel Pencil Rasps	Pg13
Tack Rasps	Pg13
Carbide Rasps	Pg13
Grinding Stones	Pg13
Rotary Gougers	Pg13
Encapsulated Wire Brush	Pg13
Regrooving Blades	Pg13

**Patch Tech** offers a wide range of tools and accessories.

**Nothing too small or too big**

Please contact the office if you are unable to find what you are looking for in our catalogue.

And we will see if we can assist you.

Thanks for your support

## Tyre Gauges

Pressure Gauges (Dial)	Pg14
Inflator Gauges	Pg14
Large Bore Inflator Gauges	Pg14
Electronic Inflator Gauge	Pg25

## Airline Chucks & Inflating Devices

Standard Airline Chucks	Pg15
Large Bore Airline Chucks	Pg15
Reducing Adaptors	Pg15

## Hose, Couplers & Fittings

Airline Hose & Clamps	Pg15
Rectus Couplers & Fittings	Pg15
Tru-Flat Couplers & Fittings	Pg16
Aro Couplers	Pg16
Other	Pg16
Parker & Hanerford Couplers & Fittings	Pg17
Fitting Diagrams	Pg18
PCL Products	Pg28

## Lubricants, Soaps, Cleaners & Markers

Bead Lubricants	Pg21
Soft Soap	Pg21
Tyre Paint/Polish	Pg21
Hand Cleaner & Degreaser	Pg21
Markers	Pg21
Other	Pg21

## Tools

Air Tools	Pg22
Bottle & Trolley Jacks	Pg22
Trestles	Pg22
Tyre Branders	Pg23
Tyre Hand Tools	Pg23
Bead Breakers	Pg24
Hammers & Mallets	Pg24
Hose, Couplers & Fittings	Pg24
Torque Wrenches	Pg24
Sockets & Tools	Pg24-25
Tyre Levers / Mounting-Demounting Tools	Pg26
Miscellaneous Items	Pg26
Safety Gear	Pg27
O'rings	Pg27
Beadseaters & Blocks	Pg27
Check Points	Pg28
Tubes & Flaps	Pg29
TrestleJack	Pg29
Garage Equipment	Pg29
Tyre Pressure Monitoring System	Pg29
Application Chart	Pg30
Truck Lock Nuts	Pg31
Diesel Anti Syphon Device	Pg31



## Standard Wheel Weights

CODE	DESCRIPTION	QTY
CS005	STD W/WEIGHT LEAD 5GR	BOX OF 50
CS010	STD W/WEIGHT LEAD 10GR	BOX OF 50
CS015	STD W/WEIGHT LEAD 15GR	BOX OF 50
CS020	STD W/WEIGHT LEAD 20GR	BOX OF 50
CS025	STD W/WEIGHT LEAD 25GR	BOX OF 50
CS030	STD W/WEIGHT LEAD 30GR	BOX OF 50
CS035	STD W/WEIGHT LEAD 35GR	BOX OF 50
CS040	STD W/WEIGHT LEAD 40GR	BOX OF 50
CS045	STD W/WEIGHT LEAD 45GR	BOX OF 50
CS050	STD W/WEIGHT LEAD 50GR	BOX OF 50
CS055	STD W/WEIGHT LEAD 55GR	BOX OF 50
CS060	STD W/WEIGHT LEAD 60GR	BOX OF 50
CS065	STD W/WEIGHT LEAD 65GR	BOX OF 50
CS070	STD W/WEIGHT LEAD 70GR	BOX OF 50
CS075	STD W/WEIGHT LEAD 75GR	BOX OF 50
CS080	STD W/WEIGHT LEAD 80GR	BOX OF 50
CS085	STD W/WEIGHT LEAD 85GR	BOX OF 50
CS090	STD W/WEIGHT LEAD 90GR	BOX OF 50
CS100	STD W/WEIGHT LEAD 100GR	BOX OF 50
CS115	STD W/WEIGHT LEAD 115GR	BOX OF 50
CS127	STD W/WEIGHT LEAD 127GR	BOX OF 50
CS140	STD W/WEIGHT LEAD 140GR	BOX OF 50
CS155	STD W/WEIGHT LEAD 155GR	BOX OF 50
CS170	STD W/WEIGHT LEAD 170GR	BOX OF 50



## Mag Wheel Weights

CODE	DESCRIPTION	QTY
CM005	MAG W/WEIGHT LEAD 5GR	BOX OF 50
CM010	MAG W/WEIGHT LEAD 10GR	BOX OF 50
CM015	MAG W/WEIGHT LEAD 15GR	BOX OF 50
CM020	MAG W/WEIGHT LEAD 20GR	BOX OF 50
CM025	MAG W/WEIGHT LEAD 25GR	BOX OF 50
CM030	MAG W/WEIGHT LEAD 30GR	BOX OF 50
CM035	MAG W/WEIGHT LEAD 35GR	BOX OF 50
CM040	MAG W/WEIGHT LEAD 40GR	BOX OF 50
CM045	MAG W/WEIGHT LEAD 45GR	BOX OF 50
CM050	MAG W/WEIGHT LEAD 50GR	BOX OF 50
CM055	MAG W/WEIGHT LEAD 55GR	BOX OF 50
CM060	MAG W/WEIGHT LEAD 60GR	BOX OF 50
CM065	MAG W/WEIGHT LEAD 65GR	BOX OF 50
CM070	MAG W/WEIGHT LEAD 70GR	BOX OF 50
CM075	MAG W/WEIGHT LEAD 75GR	BOX OF 50
CM080	MAG W/WEIGHT LEAD 80GR	BOX OF 50
CM085	MAG W/WEIGHT LEAD 85GR	BOX OF 50
CM090	MAG W/WEIGHT LEAD 90GR	BOX OF 50
CM100	MAG W/WEIGHT LEAD 100GR	BOX OF 50

## STICK-ON WHEEL WEIGHTS

CODE	DESCRIPTION	QTY
WST	STICK-ON WEIGHT LEAD 60G	BOX OF 50
WST/4I	4X4 STICK-ON WEIGHT LEAD 120G	BOX OF 25
WST/T	STICK ON TRUCKWEIGHT 200G	BOX OF 15
WST/MS	SLIM-LINE STICK-ON LEAD 60G	BOX OF 50
WST/ST	SLIM-LINE IMPORT STEEL 60G	BOX OF 100



## TRUCK WHEEL WEIGHTS

CODE	DESCRIPTION	QTY
S/TR85	TRUCK W/WEIGHT STANDARD 85G	BOX OF 20
S/TR115	TRUCK W/WEIGHT STANDARD 115G	BOX OF 20
S/TR170	TRUCK W/WEIGHT STANDARD 170G	BOX OF 20
S/TR230	TRUCK W/WEIGHT STANDARD 230G	BOX OF 20
S/TR280	TRUCK W/WEIGHT STANDARD 280G	BOX OF 10
S/TR340	TRUCK W/WEIGHT STANDARD 340G	BOX OF 10
S/TR400	TRUCK W/WEIGHT STANDARD 400G	BOX OF 10



## LIGHT TRUCK WHEEL WEIGHTS

CODE	DESCRIPTION	QTY
LT30	LIGHT TRUCK WEIGHT 30G	BOX OF 50
LT60	LIGHT TRUCK WEIGHT 60G	BOX OF 50
LT90	LIGHT TRUCK WEIGHT 90G	BOX OF 25
LT120	LIGHT TRUCK WEIGHT 120G	BOX OF 20
LT140	LIGHT TRUCK WEIGHT 140G	BOX OF 20
12/CCS/05	0.5mm SHIM WIDTH 12mm	BOX OF 240
12/CCS/1	1mm SHIM WIDTH 12mm	BOX OF 140
12/CCS/2	2mm SHIM WIDTH 12mm	BOX OF 70
12/CCS/3	3mm SHIM WIDTH 12mm	BOX OF 50
12/CCS/4	4mm SHIM WIDTH 12mm	BOX OF 35
12/CCS/5	5mm SHIM WIDTH 12mm	BOX OF 30
14/CCS/05	0.5mm SHIM WIDTH 14mm	BOX OF 240
14/CCS/1	1mm SHIM WIDTH 14mm	BOX OF 140
14/CCS/2	2mm SHIM WIDTH 14mm	BOX OF 70
14/CCS/3	3mm SHIM WIDTH 14mm	BOX OF 50
14/CCS/4	4mm SHIM WIDTH 14mm	BOX OF 35
14/CCS/5	5mm SHIM WIDTH 14mm	BOX OF 30
TCCS/1	1mm TRUCK SHIM	BOX OF 700g
TCCS/2	2mm TRUCK SHIM	BOX OF 700g
TCCS/3	3mm TRUCK SHIM	BOX OF 700g



### RADIAL GAITORS

CODE	DESCRIPTION	QTY
RP110	RADIAL GAITOR 75 X 50	BOX OF 20
RP112	RADIAL GAITOR 100 X 65	BOX OF 10
RP114	RADIAL GAITOR 120 X 70	BOX OF 10
RP120	RADIAL GAITOR 100 X 70	BOX OF 10
RP122	RADIAL GAITOR 180 X 85	BOX OF 10
RP124	RADIAL GAITOR 210 X 80	BOX OF 10
RP140	RADIAL GAITOR 200 X 105	BOX OF 10
RP142	RADIAL GAITOR 265 X 135	BOX OF 10
RP144	RADIAL GAITOR 330 X 130	BOX OF 10

### CROSS PLY GAITORS

CODE	DESCRIPTION	QTY
CP01	C/PLY GAITOR 85X85mm	BOX OF 20
CP02	C/PLY GAITOR 100X100mm	BOX OF 10
CP03	C/PLY GAITOR 120X120mm	BOX OF 10
CP04	C/PLY GAITOR 160X160mm	BOX OF 10
CP05	C/PLY GAITOR 180X180mm	BOX OF 10
CP06	C/PLY GAITOR 200X200mm	BOX OF 10
CP07	C/PLY GAITOR 250X250mm	BOX OF 10
CP08	C/PLY GAITOR 300X300mm	BOX OF 5
CP09	C/PLY GAITOR 340X340mm	BOX OF 5
CP010	C/PLY GAITOR 400X400mm	EACH

### TUBELESS PLUGS

CODE	DESCRIPTION	QTY
TS	PASSENGER TUBELESS PLUG	BOX OF 60
BJRT	TRUCK TUBELESS PLUG	BOX OF 30

### MUSHROOM PLUGS

CODE	DESCRIPTION	QTY
MP7	7mm MUSHROOM PLUG	BOX OF 12
MP7/24	7mm MUSHROOM PLUG	BOX OF 24
MP9/CV	9mm MUSHROOM PLUG	BOX OF 12
MP12/CV	12mm MUSHROOM PLUG	BOX OF 9
MP15/CV	15mm MUSHROOM PLUG	BOX OF 6
379	9mm STEM ONLY	BOX OF 20

### REPAIR KITS

CODE	DESCRIPTION	QTY
ISSK	TUBELESS PASS REPAIR KIT	EACH
ITSSK	TRUCK TUBELESS REPAIR KIT	EACH
TAK	TUBELESS 4X4 TYRE AID KIT	EACH

#### RADIAL GAITORS

RP series. Repair patches for durable repairs to radial tyres of all sizes and for all applications. Suitable for self - vulcanisation thanks to unique bonding layer together with the accelerator solution. New rubber compounds enable a long service life. All RP series radial patches have an additional marking area. On tubeless tyre repairs use inner liner sealer. Can be used on the tread, shoulder & sidewall.



#### CROSS PLY GAITORS

Repair patches for durable repairs to cross-ply tyres of any size. Suitable for all the current vulcanising systems. The construction of the patches and the reinforcing materials used, are adapted to the different types of tyres, in such a way that you can repair tyres safely. Finish tubeless tyre repair, use inner liner sealer.



#### TUBELESS PLUGS

Tubeless plugs for use with inserting tool. Tubeless plugs are temporary repair to nail hole punctures for all Passenger tyres and truck tyres.



#### MUSHROOM PLUGS

Mushroom-shaped repair plugs, black with grey gum on a foil backing.



#### REPAIR KITS



### TUBE PATCHES

CODE	DESCRIPTION	QTY
R01	ROUND TUBE PATCH 42mm	BOX OF 48
R02	ROUND TUBE PATCH 50mm	BOX OF 48
R03	ROUND TUBE PATCH 60mm	BOX OF 28
R04	ROUND TUBE PATCH 80mm	BOX OF 21
R05	ROUND TUBE PATCH 100mm	BOX OF 9

### NAIL HOLE TYRE PATCHES


CODE	DESCRIPTION	QTY
NH1	NAILHOLE PATCH 30mm	BOX OF 50
NH2	NAILHOLE PATCH 40mm	BOX OF 40
NH3	NAILHOLE PATCH 60mm	BOX OF 25
NH4	NAILHOLE PATCH 80mm	BOX OF 10

### TYRE PATCHES



### NAIL HOLE PATCHES

Nail hole repair patches have a blue vulcanising gum on a white poly backing



## SOLUTIONS

CODE	DESCRIPTION	QTY
VC250	250ml VULC CEMENT	EACH
VC500	500ml VULC CEMENT	EACH
VC1LT	1LT VULC CEMENT	EACH
BLUE CEMENT	VULCANISING CEMENT 235ml BLUE	EACH
4072	BUFFEZY 1LT	EACH
4072/5LT	BUFFEZY 5LT	EACH
C/VULC	BLACK VULC SOLUTION 5LT	EACH
A&B COMPOUND	A&B COMPOUND 500gr	EACH
S/COTE	SECURITY COTE 470ml	EACH
B/SEALER	BEAD SEALER	EACH



A&B COMPOUND



B/SEALER

S/COTE



VULCANISING CEMENT  
250ml - 500ml - 1L

Self-vulcanising cement used with gaitors and patches



BLUE CEMENT  
235ml Blue

Single vulcanising cement or solution is made by using best quality solvent which reduces drying time. Ready to use solution. Fast drying and excellent tack especially formulated for cold process.  
NON FLAMMABLE



BUFFEZY  
1lt-5lt

Buffing liquid used for preparation by cleaning area where chemical adhesive found. Quick and easy. Removes contaminants and dissolves lubricants for a guaranteed bond.




BLACK VULC SOLUTION  
5LT

High quality vulcanising cement. For vulcanising applications. Ideal for re-treading and repairing.

### TUBE REPAIR VALVE

CODE	DESCRIPTION	TR	LENGTH	RIM HOLE
13R	PASSENGER TUBE REPAIR VALVE	13	35mm	11.5mm
15R	PASSENGER TUBE REPAIR VALVE	15	35mm	15.88mm
150R	LIGHT TRUCK TUBE REPAIR VALVE	150	94mm	15.88mm
996	VALVE FERRULE / PLASTIC BUSHING	B6		



### SNAP-IN TUBELESS VALVES

CODE	DESCRIPTION	LENGTH	RIM HOLE
412	TUBELESS VALVE	33mm	11.5mm
413	TUBELESS VALVE	42mm	11.5mm
414	TUBELESS VALVE	49mm	11.5mm
415	TUBELESS VALVE	42mm	15.9mm
418	TUBELESS VALVE	62mm	11.5mm
414/S	TUBELESS VALVE CHROME SLEEVE & CAP	49mm	11.5mm



### CLAMP-IN TUBELESS

CODE	DESCRIPTION	RIM HOLE
A4000	ALUMINUM ALLOY WHEEL VALVE 31mm	11.3mm
8122	MOTORCYCLE VALVE EXTENSION BENT 90°	



# TRUCK & BUS VALVE


### TUBE REPAIR VALVE

CODE	DESCRIPTION	TR	LENGTH
7823R	TUBE REPAIR VALVE	75A	88mm
7923R	TUBE REPAIR VALVE	177A	108mm
7793R	TUBE REPAIR VALVE	78A	143mm



### SCREW-ON REPAIR METAL VALVES

CODE	DESCRIPTION	TR	A LENGTH	B LENGTH	C O/LENGTH	ANGLE
2691A	SCREW ON VALVE	1077	101.8mm	23.81mm	125.41mm	90°
9468/SB	TRUCK SCREW ON VALVE	1076	85.7mm	23.81mm	109.51mm	90°
9471X/SB	TRUCK SCREW ON VALVE	1078	127mm	23.81mm	150.81mm	90°
9474A/SB	TRUCK SCREW ON VALVE	1177	95.2mm	23.81mm	119.01mm	90°
9469A/SB	TRUCK SCREW ON VALVE	1175	114.3mm	23.81mm	138.11mm	90°
7000	SEALING WASHER FOR SCREW-ON REPAIR VALVE					



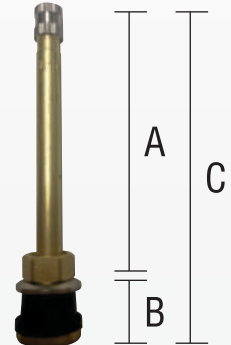


CODE	DESCRIPTION	TR
4222R	REPAIR SPUD - COLD CURE	Sp1000



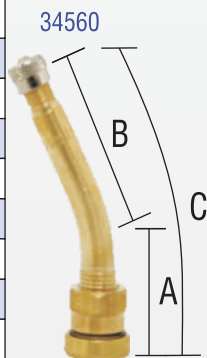
## METAL CLAMP-IN TUBELESS VALVE (RIMHOLE SIZE 15.8mm)

CODE	DESCRIPTION	TR	A LENGTH	B LENGTH	C O/LENGTH
501	TUBELESS VALVE	501	15.5mm	26.5mm	42mm
595	TUBELESS VALVE	500	15.5mm	39.5mm	55mm
572	TUBELESS VALVE	572	15.5mm	83.5mm	99mm
573	TUBELESS VALVE	573	15.5mm	99.5mm	115mm



## METAL CLAMP-IN TUBELESS VALVE (RIMHOLE SIZE 9.7mm)

CODE	DESCRIPTION	TR	A LENGTH	B LENGTH	C O/LENGTH	ANGLE
34560	TUBELESS VALVE	V3.20.5	30mm	38mm	68mm	27°
34562	TUBELESS VALVE	V3.20.4	30mm	60mm	90mm	27°
34643	TUBELESS VALVE	V3.20.6	30mm	85mm	115mm	27°
543C	TUBELESS VALVE ALUMINUM	543	24mm	35mm	59mm	43°
1390	TUBELESS VALVE ACTROSMAN. SCANA	V3.22.1	25mm	28mm	53mm	45°
8336-07	ALCOA RIM VALVE	MS70-7	40.5mm	28.5mm	68mm	7°
41534	TUBELESS VALVE	V3.20.1			41mm	STRAIGHT
83MS-00N	TUBELESS VALVE ALCOA WITH SLEEVE					STRAIGHT
542	TUBELESS VALVE ALLOY RIMS	542			37mm	STRAIGHT
34643/P	34643 O-RING					



1390



41534



8336-07



34643/P

## TUBELESS VALVES FOR DROP CENTRE (RIMHOLE SIZE 15.8mm)

CODE	DESCRIPTION	TR	LENGTH
1184	TUBELESS VALVE	V3.14.3	83mm
509	TUBELESS VALVE	509	120.7mm
510	TUBELESS VALVE	510	139.7mm
R1294-2	TUBELESS VALVE	V3.12.1	40mm
R2112	SCANIA VALVE		35mm



509



510



1184



R1294-2



R2112

## TANK VALVES

CODE	DESCRIPTION	THREAD	LENGTH
1498	TANK VALVE	1/4" N.P.T	33.32mm
645-1	TANK VALVE	1/8" N.P.T	33.32mm
9166	TANK VALVE	1/8" N.P.T	21.76mm



645-1



1498



9166

## PASSENGER VALVE EXTENSIONS

CODE	DESCRIPTION	LENGTH
3680C	METAL VALVE EXTENSION	27mm
3680G	METAL VALVE EXTENSION	40mm
5066C	NYLON VALVE EXTENSION	27mm

5066G NYLON VALVE EXTENSION 40mm




## RIGID TRUCK VALVE EXTENSIONS (SHORT COLLAR)

CODE	DESCRIPTION	A LENGTH	B O/LENGTH
6358S	VALVE EXTENSION	33mm	40mm
6284S	VALVE EXTENSION	53.5mm	60mm
8378S	VALVE EXTENSION	77.5mm	84mm
4430S	VALVE EXTENSION	100.5mm	115mm
NYL150/S	NYLON EXTENSION	150mm	

## RIGID TRUCK VALVE EXTENSIONS (LONG COLLAR)

CODE	DESCRIPTION	A LENGTH	B O/LENGTH
8378L	VALVE EXTENSION	84.5mm	99mm
4430L	VALVE EXTENSION	110.5mm	125mm
7382L	VALVE EXTENSION	142.5mm	157mm



## FLEXIBLE TRUCK VALVE EXTENSIONS

CODE	DESCRIPTION	LENGTH
662/125	FLEXIBLE EXTENSION	125mm
662/150	FLEXIBLE EXTENSION	150mm
662/175	FLEXIBLE EXTENSION	175mm
662/215	FLEXIBLE EXTENSION	215mm
662/250	FLEXIBLE EXTENSION	250mm

## BRACKETS

CODE	DESCRIPTION	HOLE DIA
662-VLV	VOLVO BRACKET	24mm
662-2	TRUCK BRACKET	24,7mm
662-2F	TRUCK BRACKET FLAT	34,5mm
662-3	TRAILER BRACKET	24,5mm
662-3F	TRAILER BRACKET FLAT	39,4mm
662-4	TRAILER BRACKET	24,7mm
662-5	TRUCK BRACKET	35,5mm
662-5F	TRUCK BRACKET FLAT	34,1mm



# TRACTOR VALVES & FITTINGS

## AIR LIQUID TUBE VALVES (RIMHOLE SIZE 15.88mm)

CODE	DESCRIPTION	TR	LENGTH
5790R	TRACTOR REPAIR VALVE	218A	41.3mm
2582	LN10 BRASS RIM NUT		



## CORE HOUSING

CODE	DESCRIPTION	TR
5789	CORE HOUSING	CH-3



## AIR LIQUID TUBELESS VALVES (RIM SIZE 15.88mm)

CODE	DESCRIPTION	TR	LENGTH
5880	AIR LIQ TUBELESS VALVE	618A	48mm
5881	AIR LIQ TUBELESS VALVE	623A	96mm
5883	AIR LIQ TUBELESS VALVE	622A	159mm
5884	AIR LIQ TUBELESS VALVE	621A	114mm



## AIR LIQUID FITTING

CODE	DESCRIPTION
5791C	AIR WATER ADAPTOR



# LARGE BORE VALVES (JUMBO)

## SPUDS

CODE	DESCRIPTION	TR
5019B	TUBE SPUD	SP-4000
650/197	CLAMP-IN TUBELESS SPUD	SP-2



## LARGE BORE VALVES

CODE	DESCRIPTION	TR	LENGTH
670/198	STEM ASSEMBLY STRAIGHT	J670	38mm
J690	CLAMP-IN TUBELESS VALVE	J690	118.9mm
650/198	CLAMP-IN TUBELESS VALVE	J650	79.4mm



## SWIVEL STEM ASSEMBLIES 90°

CODE	DESCRIPTION	TR	LENGTH
5020/17	SWIVEL STEM	J4000	107.9mm
5020/24	SWIVEL STEM	J4001	152.4mm
5020/30	SWIVEL STEM	J4002	190.5mm
5020/32	SWIVEL STEM	J4003	203.2mm
5020/45	SWIVEL STEM	J4004	285.7mm
5020/66	SWIVEL STEM	J4005	419.1mm
5020/96	SWIVEL STEM	J4006	609.6mm
5020/112	SWIVEL STEM	J4007	711.2mm
5020/138	SWIVEL STEM	J4008	876.4mm

NOTE: We offer a wide range of swivel stem assemblies that can be made to order - please enquire



## FLEXIBLE EXTENSIONS

CODE	DESCRIPTION	LENGTH
4106/250	JUMBO FLEX EXT	250mm
4106/300	JUMBO FLEX EXT	300mm
4106/350	JUMBO FLEX EXT	350mm
4106/450	JUMBO FLEX EXT	450mm
4106/500	JUMBO FLEX EXT	500mm
4106/600	JUMBO FLEX EXT	600mm
4106/800	JUMBO FLEX EXT	800mm

NOTE: We offer a wide range of extensions that can be made to order - please enquire

4106



## SUPER LARGE BORE VALVES (S.L.B)

### CLAMP-IN / SCREW-IN SPUDS

CODE	DESCRIPTION	LENGTH
6103	S.L.B CLAMP-IN SPUD	27.1mm
6103-4	S.L.B CLAMP-IN SPUD	33.45mm
6222	½ INCH SCREW-IN ANGLE SPUD	59.5/39.5mm
6280	½ INCH SCREW-IN SPUD	35.8mm



### SWIVEL STEM CONNECTION (S.L.B)

CODE	DESCRIPTION	ANGLE	LENGTH
6183A	SWIVEL STEM CONNECTION	90°	49.4/20.6mm
6183C	SWIVEL STEM CONNECTION	85°	49.4/20.6mm
6102	CORE HOUSING		48.5mm



### CHECK VALVE

CODE	DESCRIPTION	TR
6185	CHECK VALVE	L-860

6185



## SLB FLEXIBLE EXTENTIONS

CODE	DESCRIPTION	LENGTH
6184/6	S.L.B FLEXIBLE EXTENSION	152mm
6184/9	S.L.B FLEXIBLE EXTENSION	229mm
6184/12	S.L.B FLEXIBLE EXTENSION	300mm
6184/15	S.L.B FLEXIBLE EXTENSION	380mm
6184/25	S.L.B FLEXIBLE EXTENSION	635mm
6184/32	S.L.B FLEXIBLE EXTENSION	810mm
6184/42	S.L.B FLEXIBLE EXTENSION	1067mm
6184/47	S.L.B FLEXIBLE EXTENSION	1194mm
6184/53	S.L.B FLEXIBLE EXTENSION	1346mm



6184

NOTE: We offer a wide range of extensions that can be made to order - please enquire

## TYRE VALVES, CORE & CAPS

### STANDARD VALVE CORES

CODE	DESCRIPTION	TR	QTY
5405V	SHORT HEAT RESIST VALVE	C-1	100



5405V

### LARGE BORE VALVE CORES

CODE	DESCRIPTION	TR	QTY
6231	SHORT LARGE BORE CORE	C-2	EACH



6231

### STANDARD BORE CAPS

CODE	DESCRIPTION	TR	QTY
660F	PLASTIC VALVE CAP	VC-8	100
6300	SCREWDRIVER V/CAP	VC-2	100
7960	VALVE CAP - DOME TYPE	VC-3	100
7960A	LONG SLEEVE DOME VL CAP	VC-3	100
5998	STD HEX VALVE CAP		50
R1424G	GREEN PLASTIC CAP WITH SEAL		100



660F

5998

6300

7960

7960A

R1424-G

### LARGE BORE VALVE CAPS

CODE	DESCRIPTION	TR	QTY
1450	L/BORE VALVE CAP - SCREWDR	VC-6	EACH
4659S	L/BORE HEXAGON VALVE CAP	VC-7	EACH




1450

4659S

## VALVE SERVICE TOOLS


### STANDARD VALVE TOOLS

CODE	DESCRIPTION	QTY
992/RE	TUBELESS VALVE SNAP-IN TOOL (FLAT RIBBED)	EACH
992A	TUBELESS VALVE SNAP-IN (ROUND BAR)	EACH
992M	MAG TUBELESS VALVE SNAP-IN TOOL	EACH
2688A	LARGE/STD BORE CORE TOOL	EACH
2688B	STD/BORE CORE TOOL & SLOTTED VALVE	EACH
2687C	STD/BORE CORE TOOL	EACH
3522A	PASS. VALVE TOOL BLACK	EACH
31632	FLEXIBLE CAP & CORE TOOL	EACH
5638	TREAD DEPTH GAUGE	EACH
TDG	VERNIER TREAD DEPTH GAUGE	EACH
PCL62113	TREAD DEPTH GAUGE	EACH



### LARGE BORE VALVE TOOLS

CODE	DESCRIPTION	QTY
1623B	4 WAY L/BORE VALVE TOOL	EACH
N1410	HALTEC L/B TREAD DEPTH GAUGE	EACH
EM5131	E/M PENCIL TREAD DEPTH GAUGE	EACH



## TYRE FINISHING RASPS

### CUP RASPS

CODE	DESCRIPTION	DIAMETER	FACE WIDTH	GRIT	QTY
22-01	CUP RASPS 36 GRIT 63.5mm DIAMETER	63.5mm	15mm	36	EACH



### SILVER GRIT FLARED CONTOUR WHEEL

CODE	DESCRIPTION	DIAMETER	FACE WIDTH	GRIT	QTY
RH108	SILVER GRIT FLARED RASP	63.5mm	25mm	36	EACH
RH120	SILVER GRIT CONTOUR WHEEL	75mm	38mm	36	EACH
S1011	BC CONE SET				EACH



### TCW RASPS

CODE	DESCRIPTION	DIAMETER	FACE WIDTH	GRIT	QTY
TCW315/16	TCW RASP 16 GRIT 75mm DIAMETER	75mm	38mm	16	EACH
TCW315/36	TCW RASP 36 GRIT 75mm DIAMETER	75mm	38mm	36	EACH
TCW415/16	TCW RASP 16 GRIT 100mm DIAMETER	100mm	38mm	16	EACH
TCW415/36	TCW RASP 36 GRIT 100mm DIAMETER	100mm	38mm	36	EACH



### CONTOUR CUP RASPS

CODE	DESCRIPTION	DIAMETER	FACE WIDTH	GRIT	QTY
TCW210/16	CONTOUR CUP RASPS 16 GRIT	50mm	25mm	16	EACH
TCW210/36	CONTOUR CUP RASPS 36 GRIT	50mm	25mm	36	EACH



## AIR COOLED SOLID STEEL ROUND FACE RASPS

CODE	DESCRIPTION	DIAMETER	FACE WIDTH	GRIT	QTY
52-07	ROUND FACE RASP 36 GRIT	50mm	13mm	36	EACH
52-08	ROUND FACE RASP 16 GRIT	50mm	13mm	16	EACH
52-09	ROUND FACE RASP 36 GRIT	50mm	19mm	36	EACH
52-10	ROUND FACE RASP 16 GRIT	50mm	19mm	16	EACH



## AIR COOLED SOLID STEEL FLAT RASPS

CODE	DESCRIPTION	DIAMETER	FACE WIDTH	GRIT	QTY
52-03	FLAT RASP	50mm	5mm	36	EACH
52-04	FLAT RASP	50mm	5mm	16	EACH
52-05	FLAT RASP	50mm	10mm	36	EACH
52-06	FLAT RASP	50mm	10mm	16	EACH
22-41	FLAT RASP	50mm	25mm	36	EACH
22-42	FLAT RASP	50mm	25mm	16	EACH



## DISC AIR - COOLED SOLID STEEL RASPS

CODE	DESCRIPTION	DIAMETER	FACE WIDTH	GRIT	QTY
DSK738	DISK RASP 175mm	175mm	10mm	36	EACH
DSK458	DISK RASP 102mm	102mm	16mm	36	EACH



## ADAPTOR

CODE	DESCRIPTION	SIZE	QTY
22-85	ADAPTOR FOR RASP	6mm DRILL	EACH
22-85/QR	QUICK RELEASE FOR RASP		EACH
22-85/QR6	QUICK RELEASE FOR CARBIDE BURR	6mm DRILL	EACH
22-85/QR8	QUICK RELEASE FOR CARBIDE BURR	8mm DRILL	EACH



P6	PINCOTT RASP/BOX 6	
----	--------------------	--

## SLEEVES SOLID STEEL

CODE	DESCRIPTION	DIAMETER	FACE WIDTH	GRIT	QTY
SLV310	STEEL SLEEVES DIAMETER 25mm	75mm	25mm	16 & 36	EACH
SLV320	STEEL SLEEVES DIAMETER 50mm	75mm	50mm	17 & 36	EACH
SLV330	STEEL SLEEVES DIAMETER 75mm	75mm	75mm	36	EACH



## SOLID STEEL CONE RASPS

CODE	DESCRIPTION	DIAMETER	FACE WIDTH	GRIT	QTY
22-11	CONE RASP 36 GRIT 25mm DIAMETER	25mm	100mm	36	EACH
22-12	CONE RASP 16 GRIT 25mm DIAMETER	25mm	100mm	16	EACH
22-13	CONE RASP 36 GRIT 19mm DIAMETER	19mm	50mm	36	EACH
22-14	CONE RASP 16 GRIT 19mm DIAMETER	19mm	50mm	16	EACH



## SOLID STEEL PENCIL RASPS

CODE	DESCRIPTION	DIAMETER	FACE WIDTH	GRIT	QTY
22-17	PENCIL RASP 36 GRIT 25mm DIAMETER	6mm	64mm	36	EACH
22-18	PENCIL RASP 16 GRIT 25mm DIAMETER	6mm	64mm	16	EACH
22-19	PENCIL RASP 36 GRIT 3mm DIAMETER	3mm	64mm	36	EACH
22-20	PENCIL RASP 16 GRIT 3mm DIAMETER	3mm	64mm	16	EACH



## TACK RASP

CODE	DESCRIPTION	DIAMETER	FACE WIDTH	QTY
OX2-RTR	TAC RASP	64mm	25mm	EACH



## CARBIDE BURRS

CODE	DESCRIPTION
TCB6	TUNGSTEN CARBIDE BURR 6mm
TCB8	TUNGSTEN CARBIDE BURR 8mm
TCTB/6	TUNGSTEN CARBIDE TYRE BURR 6mm
TCTB/8	TUNGSTEN CARBIDE TYRE BURR 8mm
TCTB/10	TUNGSTEN CARBIDE TYRE BURR 10mm
TCTB/12	TUNGSTEN CARBIDE TYRE BURR 12mm



## GRINDING STONES

CODE	DESCRIPTION	THICKNESS
A15	PENCIL RASP 6mm/7DIA	25mm
A36	MUSHROOM STONE 6mm/40DIA	10mm
A37	MUSHROOM STONE 6mm/32DIA	6mm



## ROTARY GOUGERS

CODE	DESCRIPTION	QTY
RG/20	MINI ROTARY GOUGE 20mm	EACH
RG/30	MINI ROTARY GOUGE 30mm	EACH
RG/50	MINI ROTARY GOUGE 50mm	EACH



## ENCAPSULATED WIRE BRUSH

CODE	DESCRIPTION	QTY
EWB	50mm ENCAPSULATED WIRE BUSH	EACH
EWB/75	75mm ENCAPSULATED WIRE BUSH	EACH



## REGROOVING BLADES

CODE	DESCRIPTION	QTY
R101	REGROOVING BLADE 2 - 4mm	BOX / 20
R102	REGROOVING BLADE 4 - 6mm	BOX / 20
R103	REGROOVING BLADE 6 - 8mm	BOX / 20
R104	REGROOVING BLADE 8 - 10mm	BOX / 20
R105	REGROOVING BLADE 10 - 14mm	BOX / 20
R106	REGROOVING BLADE 16 - 22mm	BOX / 20





# TYRE GAUGES

## PRESSURE GAUGES (DIAL)

CODE	DESCRIPTION	CAPACITY	QTY
6293GL/DF	TRUCK FLEX GLYCERINE GAUGE	0-1200KPA	EACH
6293GL/JF	EARTHMOVER FLEX GLYCERINE GAUGE	0-1200KPA	EACH
6294COMBI	COMBINATION TRUCK / JUMBO GAUGE	0-1000KPA	EACH
6295BM	MASTER PRESSURE GAUGE RIGID	0-1000KPA	EACH
6296BTF	TRUCK PRESSURE GAUGE - FLEXIBLE	0-1200KPA	EACH
6296BTR	TRUCK PRESSURE GAUGE RIG - RIGID	0-1200KPA	EACH
6296RJF	EARTHMOVER PRESSURE GAUGE - FLEXIBLE	0-1200KPA	EACH
6296RJR	EARTHMOVER PRESSURE GAUGE - RIGID	0-1200KPA	EACH
6297	4X4 PRESSURE GAUGE	0-500KPA	EACH
6299G	PASS PRESSURE GAUGE	0-600KPA	EACH
60226	ELECTRONIC PRESSURE GAUGE	0-1000KPA	EACH



## INFLATOR GAUGES

CODE	DESCRIPTION	CAPACITY	QTY
3655DF	INFLATOR GAUGE	0-1000KPA	EACH
39002	MASTER AIR GAUGE CLIP ON CHUCK	0-1200KPA	EACH
39002DF	MASTER INFLATOR GAUGE DUAL FOOT CHUCK	0-1200KPA	EACH
PCL5087	MK111 GAUGE WITH HOLD ON CONNECTOR	0-1200KPA	EACH



## LARGE BORE INFLATOR GAUGES


CODE	DESCRIPTION	TR	QTY
3946DG	LARGE & STD BORE INFLATOR GAUGE	0-1200KPA	EACH
3946FG	LARGE BORE INFLATOR GAUGE	0-1200KPA	EACH



NOTE: PCL Products are on Page 28

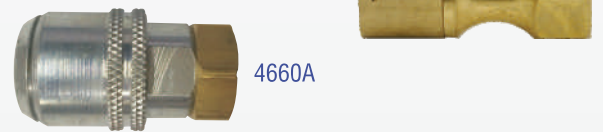
### STANDARD AIRLINE CHUCKS

CODE	DESCRIPTION	QTY
7340SA	DUAL FOOT CHUCK OPEN END	EACH
7340/105	REPAIR KIT FOR 7340SA	EACH
5265	STD BORE CLIP ON CHUCK	EACH
34832	STD CLIP ON CONNECTOR	EACH
34833-07	CLIP ON CONNECTOR HEAVY DUTY OPEN	EACH
34833-08	CLIP ON CONNECTOR HEAVY DUTY CLOSED	EACH



### LARGE BORE AIRLINE CHUCKS

CODE	DESCRIPTION	QTY
4660A	L/B CLIP ON CHUCK	EACH
4660A/103	SERVICE KIT	EACH



### REDUCING ADAPTORS

CODE	DESCRIPTION	TR	QTY
1758	INTERNAL REDUCER MALE	AD-1	EACH
1451B	INTERNAL REDUCER FEMALE	AD-1	EACH



## HOSE, COUPLERS & FITTINGS

### AIRLINE HOSE & CLAMPS

CODE	DESCRIPTION	QTY
6AH	6.3MM AIRLINE HOSE	PER METER
8AH	8mm AIRLINE HOSE	PER METER
10AH	10mm AIRLINE HOSE	PER METER
13AH/20	½ INCH AIRLINE HOSE	20M ROLL
13AH/30	½ INCH AIRLINE HOSE	30M ROLL
CLAMP6	2 EAR CLAMP 6mm (11X13)	EACH
CLAMP8	2 EAR CLAMP 8mm (13X15)	EACH
GM4	HOSE CLAMP 4mm X 10	BOX/10
GM6	HOSE CLAMP 10 6mm	BOX/10
GM8	HOSE CLAMP 14-27mm/10	BOX/10
C/TIES	CABLE TIES 310mm	PACK/100



### RECTUS COUPLERS & FITTINGS

CODE	DESCRIPTION	QTY
3201-B	NIPPLE 5/16 INCH HOSE 6mm	EACH
3201-C	NIPPLE 5/16 INCH HOSE 8mm	EACH
3201-F	MALE FITTING ½ INCH BARB	EACH
3203-F	½ INCH FEMALE NIPPLE	EACH
3204-B	MALE FITTING 1/4 INCH THREAD	EACH
3204-F	½ INCH MALE NIPPLE	EACH



CODE	DESCRIPTION	QTY
320B2-B	¼ INCH COUPLER	EACH
320B2-C	COUPLER 5/16 INCH HOSE	EACH
320B2-F	½ INCH QUICK/COUPLER/BARB	EACH
320B3-F	COUPLER ½ INCH FEMALE	EACH
320B4-F	½ INCH QUICK/COUPLER ½ INCH THREAD	EACH



## TRU-FLATE COUPLERS & FITTINGS (¼")

CODE	DESCRIPTION	QTY
3503B	¼" COUPLER NPT MALE	EACH
3504B	¼" COUPLER NPT F/BRASS	EACH
3506	PLUG IN AIRLINE ADAPTOR	EACH
3507	¼" FEMALE ADAPTOR	EACH
3508	ADAPTOR	EACH
CP1-42L	¼" SNAP IN NPT THREAD	EACH



## ¼" ARO COUPLERS & FITTINGS (¼")

CODE	DESCRIPTION	QTY
C37B	¼" NPT MALE COUPLER	EACH
C38B	¼" N.P.T FEMALE COUPLER (BRASS)	EACH
CP37	PLUG-IN ADAPTOR ¼" (MALE-STEEL) N.P.T	EACH
CP38	¼" FEMALE ADAPTOR ARO SERIES	EACH
CP37-42	¼" HOSE BARB ADAPTER	EACH



## OTHER

CODE	DESCRIPTION	QTY
6362B	¼" TAILPIECE 8mm	EACH
6363B	¼" BARB & MALE T/PIECE 6mm	EACH
3947	¼" SNAP-IN 8mm HOSE BARB	EACH
0804-FG-S	MALE TO FEMALE REDUCER	EACH
AF20	HOSE CONNECTOR 6mm	EACH
AF21	HOSE CONNECTOR 8mm	EACH
AF23	HOSE CONNECTOR 13mm	EACH
AF-4026	SNAP IN 3/8" BARB	EACH
AF-406BT	MALE BSPT	EACH
AF-408BT	½" BARB TO ¼" MALE THREAD	EACH
AF-808	AIRLINE M/HOSE CONECTOR	EACH
AF-812	AIRLINE MALE HOSE CONNECTOR	EACH



CODE	DESCRIPTION	QTY
16	½" MALE THREAD COUPLER	EACH
16-6B	½" HOSETAIL COUPLER	EACH
17	½" FEMALE COUPLER	EACH
H2F	½" MALE NIPPLE	EACH
H3F	½" FEMALE NIPPLE	EACH
H5F	½" HOSE NIPPLE	EACH



16



16-6B



17



H2F



H3F



H5F

## Rectus Quick Couplers

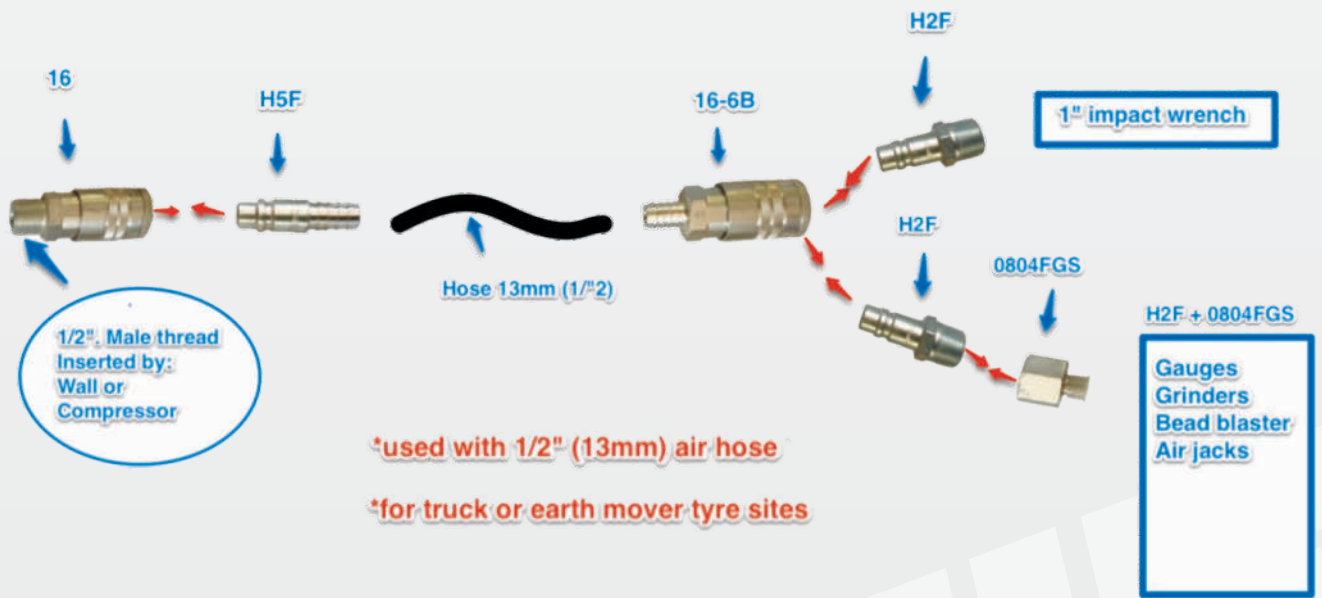
For the use at truck and passenger



## 1/4' Aro couplers



## Parker Fittings diagram





**SELAGO INDUSTRIES (PTY) LTD** is a privately-owned company that manufactures and distributes components for the automotive, industrial and refrigeration market.

Selago, previously known as Schrader South Africa, has been in business for the past 35 years providing quality products to local and international markets.

Selago is situated in the port city of East London, South Africa and is well placed to serve the needs of the local and export market.



Selago has operated a globally recognised Quality Management System for the past 15 years with the current ISO/TS 16949:2009 rating having been achieved.


Selago's area of expertise lies in the manufacture of small to medium-sized, high volume pressed, turned and milled metal components for the automotive market.

Our production team manufacture various tyre related valves and accessories and these are assembled and checked in our in-house assembly department prior to shipping to our distributors.



We pride ourselves in our people and the technology which allows us the flexibility to meet the customer's requirements.

Over the years we have built up a reputation as a reliable distributor of quality products.



## TRUCK LOCK NUTS

Each nut is unique in its own way, and only the key code tool designed with that truck lock nut can remove it. The unique key code tool fits on a normal wheel spanner, and does not need any other specialized tool or equipment. Our practical truck lock nut is the answer to all your wheel theft worries.

The minor cost for the truck lock nut is only a fraction of the costs when compared with the fees involved to replace a wheel and tyre.



## DIESEL ANTI SYPHON DEVICE



The MOST effective anti-siphon device at preventing theft.

The problem of fuel theft is an increasing problem costing the transport and distribution industry millions of Rand's a year. With the increasing cost of fuel this is becoming an everyday occurrence. The crime ranges from a thief siphoning litres of fuel from a trucks to an employee taking small amounts each time but resulting in thousands of rands in the long run. Whatever the crime it is always at the company's expense!

Many people aren't aware that by fitting a simple anti-siphon device the problem can go away.



## TYRE REPAIR SYSTEM

The original way to repair truck , tractor , grader, OTR (Off The Road) and ultra large OTR tyres permanently.

**PLEASE CONTACT US FOR MORE INFO!**

### BEAD LUBRICANTS

CODE	DESCRIPTION	QTY
AEROL	BEAD LUBRICANT	BUCKET/5KG
AEROL25LT	BEAD LUBRICANT	BUCKET/25KG
AEROL/M	TYRE LUBRICANT	BUCKET/10KG



### SOFT SOAP

CODE	DESCRIPTION	QTY
1021/A	SOFT SOAP 20KG BUCKET	BUCKET/20KG
1021/B	SOFT SOAP 20KG BUCKET	BUCKET/20KG



### TYRE PAINT/POLISH

CODE	DESCRIPTION	QTY
BTP/C	BLACK TYRE PAINT	BUCKET/5KG
BTP/C 25LT	BLACK TYRE PAINT	BUCKET/25KG
M/TRIM	MOTO TRIM	BUCKET/5KG
M/TRIM25	MOTO TRIM	BUCKET/25KG
T/SHINE/C	TYRE SHINE	BUCKET/5KG
T/SHINE25LT	TYRE SHINE	BUCKET/25KG
T/SHINE-SP	TYRE SHINE SPRAY BOTTLE	EACH



### HAND CLEANERS & DEGREASERS

CODE	DESCRIPTION	QTY
HC/B	HAND CLEANER BROWN	BUCKET/5KG
HC25/B	HAND CLEANER BROWN	BUCKET/25KG
DEG	DEGREASER	BUCKET/5KG
DEG25LT	DEGREASER	BUCKET/25KG
MAG	MAG CLEANER	BUCKET/5KG
Q20	LUBRICANT	EACH



### MARKERS

CODE	DESCRIPTION	QTY
CHALK/W	CHALK MARKER WHITE	BOX/50
CHALK/Y	CHALK MARKER YELLOW	BOX/50
BEAVW	WHITE MARKER	BOX/50
BEAVY	YELLOW MARKER	BOX/50
FC25	FRENCH CHALK	BAG/25KG



### OTHER

CODE	DESCRIPTION	QTY
COPPER	COPPER COMPOUND	EACH
B/SILICONE	BLACK SILICONE	310ML
RAGS5KG	RAGS	BAG/5KG
CP/OIL	LUBRICATION OIL	120ML
L/OIL	LUBRICATION OIL	500ML





## AIR TOOLS

CODE	DESCRIPTION	QTY
CP0797-6	IMPACT/W 6 ANVIL MAX PRESSURE 700KPA	EACH
CP7782-6	1" IMPACT WRENCH WITH 6" ANVIL	EACH
CP772H	3/4" DRIVE H/DUTY IMPACT	EACH
CP0734	1/2" CP IMPACT	EACH
CP873	TYRE BUFFER 2 500RPM L/SPEED	EACH
KD860B	TYRE BUFFER 2 500RPM	EACH
CP871	TYRE BUFFER 22 000RPM HI SPEED	EACH
KG-636	TYRE BUFFER 22 000RPM	EACH
CP/JCHUCK	18 x 24KK 13mm CP CHUCK	EACH
CP785	10mm AIR DRILL	EACH



## BOTTLE & TROLLEY JACKS

	BRAND	SIZES (TONS)
BOTTLE	MOBI	2, 5, 8, 12, 20, 30, 50
BOTTLE	EUROTOOL	20, 32, 50, 100
BOTTLE	WINNTECH	20, 30, 50
BOTTLE	SUMMIT	20, 30 (Economical Units)
TROLLEY	MOBI	3, 5, 12, 20
TROLLEY	EUROTOOL	3, 4, 5, 10, 15, 20
AIR HYDRAULIC	MOBI	20, 30
AIR HYDRAULIC	EUROTOOL	22, 35

Serial Number Certificates on Request



NOTE: We are able to supply a wide range of bottle jacks and trolley jacks

CODE	BRAND	DESCRIPTION	QTY
TRES/3P	MOBI	3 TON TRESTLE PIN	EACH
TRES/3R	MOBI	3 TON TRESTLE RATCHET	EACH
TRES/6P	MOBI	6 TON TRESTLE PIN TYPE	EACH
TRES/6R	MOBI	6 TON TRESTLE RATCHET	EACH
TRES/12P	MOBI	12 TON TRESTLE PIN	EACH
TRES/12R	MOBI	12 TON TRESTLE RATCHET	EACH
TRES/25P		25 TON TRESTLE PIN	EACH
TRES/50P		50 TON TRESTLE PIN	EACH
TRESTLEJACK	TJ	TRESTLEJACK 30T	EACH
EUROTOOL - TRESTLE 3/6/12 TON RATCHETS (SET OF 2)			



# TYRE BRANDERS

CODE	DESCRIPTION	QTY
E/BRANDER	1" ELECTRIC BRANDER	EACH
G/BRANDER	1" GAS BRANDER	EACH
G/BRANDER	1" GAS BRANDER LOCAL	EACH
LETTERS1	1" LETTERS & NUMBERS	EACH
G/HEAD	GAS BRANDER HEAD ONLY	EACH
STOPPERS	STOPPERS	EACH
E/BRANDER/E	ELEMENT	EACH



# TYRE HAND TOOLS

NOTE: We offer a wide range of hand tools and brands. Below are a few of them. If not shown - please request it

CODE	DESCRIPTION	QTY
936	STITCHER 1 1/4" x 1/8"	EACH
SST	TUBELESS PLUG INSERTION TOOL	EACH
SSP	TUBELESS PROBE TOOL	EACH
SSP/P	TUBELESS PROBE NEEDLE	EACH
TSSN	INSERTION NEEDLE	EACH
WBR	WIRE BRUSH	EACH
SK	SKIVING KNIFE	EACH
TP	TYRE PROBE/PRICKER	EACH
SPANNER	RING FLAT SPANNER - ANY SIZE	EACH



PLIERS	COMBO PLIERS	EACH
L/PLIERS	LONG NOSE PLIERS	EACH
S/CUT	SIDE CUTTERS	EACH
SHIFTER	SHIFTER SPANNER	EACH
PINCER	CARPENTER PINCER	EACH
S/DRIVER SET	SCREW DRIVER SET 6 PIECE	EACH
28PU	GEDORE W/SPANNER 17 / 19 / 21 / 22	EACH
28PU/M	MAG W/SPANNER 17 / 19 / 21 / 23	EACH
T95A	TRUCK WHEEL SPANNER 32_38_21_3/4	EACH
BLB	BEAD LUBE BRUSH NO 10	EACH
BLB1	BEAD LUBE BRUSH NO 12	EACH
RWG	RIM WIDTH GAUGE	EACH
TPI	TYRE PRICKER IMP	EACH
PCD	PCD GAUGE	EACH
PB1	WHEEL WEIGHT PLIERS	EACH
RWG	RIM WIDTH GAUGE	EACH
W/MATE	WHEEL MATE	EACH





S/DRIVER SET



## BEAD BREAKERS

CODE	DESCRIPTION	QTY
3PC	3 PIECE BEAD BREAKER HEAD ONLY	EACH
5PC	5 PIECE BEAD BREAKER HEAD ONLY	EACH
PUMP	10T HYDRAULIC PUMP	EACH
MO/FIT	PUMP FITTING	EACH
MO/RED	PUMP REDUCER	EACH



## HAMMERS & MALLETS

CODE	DESCRIPTION	QTY
4LB	4LB HAMMER	EACH
4LB/C	4LB COPPER HAMMER (1.8KG)	EACH
14LB	HAMMER GAUNTLET R/HANDLE (6.3KG)	EACH
14LB/C	14LB COPPER HAMMER	EACH
R/MALLET	PASSENGER RUBBER MALLET (800G)	EACH
S/MALLET	POLY MALLET 4LB (1.8KG)	EACH
L/MALLET	POLY MALLET 14LB (6.35KG)	EACH
T34/L	RUBBER HEAD TYRE MALLET	EACH
T34	KENTOOL RUBBER MALLET H/D	EACH
T35	STEEL/RUBBER MALLET	EACH



## HOSE, COUPLERS & FITTINGS

### TORQUE WRENCHES

CODE	DESCRIPTION	QTY
4R	TORQUE WRENCH 3/4" 150-700mm	EACH
4AR	TORQUE WRENCH 3/4" 200-800mm	EACH
5R	TORQUE WRENCH 3/4" 300-1000mm	EACH
GED TORQ	TORQUE WRENCH 1/2" 20-200mm	EACH



### SOCKETS & TOOLS

CODE	DESCRIPTION	QTY
TPB	TRUCK POWER BAR - ANGLED	EACH
TPB/B	TRUCK POWER BAR 90° BEND	EACH
TPB/S	TRUCK POWER BAR STRAIGHT	EACH
TBAR	1" SLIDING TBAR	EACH



## SOCKET & TOOLS

CODE	DESCRIPTION	QTY
24x27	2 WAY W/SPANNER 27X24sq	EACH
27x30	2 WAY W/SPANNER 27x30sq	EACH
27x32	2 WAY W/SPANNER 27x32sq	EACH
27x33	2 WAY W/SPANNER 27x33sq	EACH
30x32	2 WAY W/SPANNER 30x32sq	EACH
30x33	2 WAY W/SPANNER 30x33sq	EACH
35x17	2 WAY W/SPANNER 35x17sq	EACH
38x21	2 WAY W/SPANNER 38x21sq	EACH
41x21	2 WAY W/SPANNER 41x21sq	EACH
BAR	TRUCK SPANNER BAR	EACH
EXT175	1" IMPACT EXT 175mm	EACH
EXT250	1" IMPACT EXT 250mm	EACH
EXT330	1" IMPACT EXT 330mm	EACH
RED1F	1" FEMALE TO 3/4" MALE	EACH
RED1M	3/4" MALE TO 1" MALE	EACH
RED3/4F	3/4" FEMALE TO 1" MALE	EACH
CP/SOCKET	1/2" IMPACT DEEP SOCKET SET 17/19/21mm	EACH
SOCKETS	DEEP AND STANDARD AVAILABLE - VARIOUS SIZES	EACH

NOTE: We supply a wide range of sockets - please enquire



DEEP SOCKET      STANDARD SOCKET



CP SOCKET SET

RED1F & RED 3/4"F



EXT DRIVE IMPACT EXTENSIONS

BAR AND SPANNER



RED1M



## ELECTRONIC AIR INFLATOR GAUGES



3500	499 kPa AUTO ELECTRONIC GAUGE	PASSENGER
3900/T	994 kPa AUTO ELECTRONIC GAUGE	TRUCK
3900/TA	1200 kPa AUTO ELECTRONIC GAUGE	OTR

# TYRE LEVERS/ MOUNTING-DEMOUNTING TOOLS

CODE	DESCRIPTION	QTY
T23A	LOCK RING TOOL 760mm (KENTOOL)	EACH
T23A/L	LOCK RING TOOL 760mm	EACH
T41A	SWAN NECK TYRE LEVER (KENTOOL)	EACH
T41A/L	SWAN NECK TYRE LEVER	EACH
T42A	TYRE LEVER (KENTOOL)	EACH
T42A/L	TYRE LEVER	EACH
T45A	TUBELESS TYRE LEVER (KENTOOL)	EACH
T45A/L	TUBELESS TYRE LEVER	EACH
T48A	LOCK RING TYRE LEVER (KENTOOL)	EACH
T48A/L	LOCK RING TYRE LEVER	EACH
T52A	BEAD BREAKER (KENTOOL)	EACH
T52A/L	TYRE LEVER	EACH
T52A	BEAD BREAKER (KENTOOL)	EACH
N039	TRUCK TYRE LEVER	EACH
38/500	TYRE LEVER / PASSENGER	EACH
TRB	BEAD BREAKER SHORT	EACH
TRBL	H/D BEAD BREAKER - LONG	EACH
G/TOOL	GAITOR TOOL KIT	EACH



## MISCELLANEOUS ITEMS

CODE	DESCRIPTION	QTY
GT	TRUCK DEMOUNT/MOUNT TOOL	EACH
PTQD52	PORTABLE TYRE REPAIR STATION	EACH
FLEX/BUFFER	FLEXIBLE SHAFT BUFFER COMPLETE	EACH
FLEX/OUTER	FLEX CABLE OUTER ONLY	EACH
FLEX/ARBOUR	FLEX RASP ONLY	EACH
FLEX/CABLE	FLEX CABLE COMPLETE (INNER & OUTER)	EACH
FLEX/INNER	FLEX CABLE INNER ONLY	EACH
M1	TYRE SPREADER	EACH
HRS	5030 HOSE REEL PASSANGER 8mm/10mm	EACH
HRS/T	5050 HOSE REEL TRUCK 10mm/12m	EACH
XDB	TRUCK/TR ELECTRONIC HIGH FLOW GAUGE	EACH
MXA	PASS ELECTRONIC GAUGE 35-1000KPA 2m HOSE	EACH
MAN	4 WAY MANIFOLD SYS 4 x 2m HOSE	EACH
STEEL TRUNK	TROMMEL 960 x 580 x 490	EACH
B/BLAST	BEAD BLASTER	EACH



# SAFETY GEAR

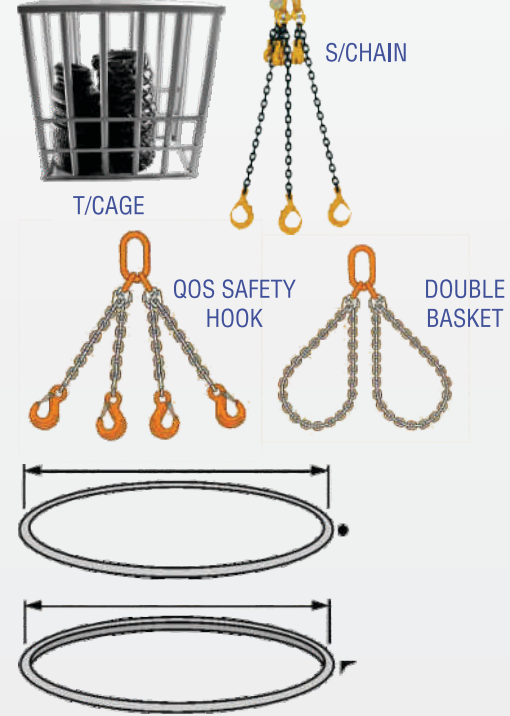
# Tyre Accessories

CODE	DESCRIPTION	QTY
GLOVES	GLOVES	PAIR
S/GLOVES	SHORT GREEN GLOVES	PAIR
L/GLOVES	LONG GREEN GLOVES	PAIR
P/SKIN	PIG SKIN GLOVES	PAIR
MASKS	DUST MASKS/20	BOX/20
SAFETY/S	SAFETY GLASSES CLEAR	EACH
GOGGLES	EYE PROTECTION	EACH
EAR MUFFS	EAR MUFFS	EACH
EAR/P	EAR PLUGS	PAIR
T/G	TYRE GUARD	EACH
S/CHAIN	CHAIN SLING	EACH
TIE DOWN	TIE DOWN & RATCHET	EACH
SLING	SLINGS-VARIOUS LENGTHS & TONNAGE	EACH
T/CAGE	TRUCK /E/M TYRE SAFETY CAGE	EACH



## O'RINGS FOR OTR TYRES

CODE	DESCRIPTION	QTY
220	20" O-RING	EACH
224	24" O-RING	EACH
225	25" O-RING THIN	EACH
325	25" O-RING THICK	EACH
329	29" O-RING	EACH
333	33" O-RING	EACH
335	35" O-RING	EACH
339	39" O-RING	EACH
345	45" O-RING	EACH
349	49" O-RING	EACH
445	45" O-RING	EACH
449	49" O-RING	EACH
451	51" O-RING	EACH
457	57" O-RING	EACH



## BEADSEATERS & BLOCKS

CODE	DESCRIPTION	QTY
PBC 13 x 14	BEADSEATER 13 x 14	EACH
PBC 14 x 15	BEADSEATER 14 x 15	EACH
TC70/T	THIN BEADSEATER (22.5mm)	EACH
TC70/THICK	THICK BEADSEATER (22.5mm)	EACH
S/BLOCK	SMALL RUBBER BLOCK 40mm HIGH	EACH
R/BLOCK	RUBBER BLOCK 60mm HIGH	EACH
4 x 4 R/BLOCK	RUBBER BLOCK 120mm	EACH
CHOCK	TYRE CHOCK STD	EACH
CHOCK/R	TYRE CHOCK RUBBER BONDED	EACH
W/BLOCK	WOODEN BLOCK	EACH
MAGNO	MAGNO BLOCKS - ALL COLOURS & NUMBERS	EACH



### CHECK POINTS

CHECK POINTS PROVIDE A CLEAR INDICATION OF WHEEL NUT MOVEMENT. AVAILABLE IN A RANGE OF SIZES AND COLOURS TO SUIT EVERY APPLICATION.

#### BAKKIE

CODE	DESCRIPTION	QTY
C/POINT	14, 17, 19, 20, 21, 22, 23, 24, 25, 26MM	EACH

#### TRUCK

CODE	DESCRIPTION	QTY
C/POINT	27, 28, 29, 30, 31, 32, 33, 34, 35, 36, 38, 40, 41, 42MM	EACH

#### OTR

CODE	DESCRIPTION	QTY
C/POINT	44, 45, 46, 50MM	EACH

#### CHECKLINKS

CODE	DESCRIPTION	QTY
CHECKLINK	30, 32, 33MM	EACH

#### DUSTITE

CODE	DESCRIPTION	QTY
DUSTITE	17, 19, 20, 21, 22, 24, 27, 30, 32, 33MM	EACH



#### PCL PRODUCTS

CODE	DESCRIPTION	QTY
PCL001	POCKET GAUGE 50-340KPA	EACH
PCL004	POCKET GAUGE 80-820KPA	EACH
PCL057	TRUCK GAUGE 80-100KPA	EACH
PCL362	PCL CONNECTOR END	EACH
PCL5052	TWIN HOLD-ON CONNECTOR	EACH
PCL5054	CLIP ON CONNECTOR OPEN END	EACH
PCL5055	CLIP ON CONNECTOR CLOSED END	EACH
PCL62113	TREAD DEPTH GAUGE	EACH
PCL7819	REPAIR KIT FOR 5052	EACH
PCLSAS165	PCL HAND CONTROL UNIT	EACH



PCL 362

PCL 5054 / PCL 5055



PCL 62113



# TrestleJack

40 Ton

Time Saving - Less than 10 seconds to lift

Reduced Risk of theft

Maintenance Free

Safer than current methods

For trailers with R22.5 rims

Please view the live demo at:  
[www.patchtech.co.za](http://www.patchtech.co.za)

CODE	DESCRIPTION	QTY
TRESTLEJACK	TRESTLEJACK 40T	PER UNIT



65594-67



A Schrader aftermarket stand-alone system consisting of a dash mounted receiver display and 4 snap-in sensor valves. Sensors measure both tyre pressure and tyre temperature



65573-68

## TPMS

CODE	DESCRIPTION	QTY
65594-67	TYRE PRESSURE MONITORING SYSTEM	PER UNIT
655649-67	VALVE & SENSOR	PER UNIT
65573-68	VALVE ONLY	PER UNIT

## TUBES AND FLAPS

WE SUPPLY A LARGE RANGE OF TUBES AND FLAPS FOR THE FOLLOWING:

- PASSENGER
- TRACTOR
- GIANT TRUCK
- FORKLIFTS
- LIGHT TRUCK
- HARVESTER
- EARTHMOVERS



[www.patchtech.co.za](http://www.patchtech.co.za)



# APPLICATION CHART

## PASSANGER

PATCH SIZE	SPEED RATING	INJURY AREA		
		SIDEWALL W x L (mm)	CROWN W/DIA X L (mm)	SHOULDER DIAMETER (MM)
RP110	Q	6 x 12	10 x 10	8
RP114		20 x 35	20 x 20	
RP110	S/T	6 X 12	8 x 8	6
RP112		15 X 30	12 x 12	
RP110	H	6 X 6	6 x 6	3
RP110	V	3 X 3	6 x 6	3
RP110	Z		3 x 3	3

## LIGHT TRUCK - RADIAL

PATCH SIZE	TYRE SIZE	INJURY AREA		
		SIDEWALL W x L (mm)	CROWN W/DIA X L (mm)	SHOULDER DIAMETER (MM)
RP120	6.00 - 7.50	10 X 10	10 X 10	8
RP122	7R - 8.5R	15 X 60	15 X 15	10
RP122	205/ - 255/	20 X 50		

## TRUCK - RADIAL

PATCH SIZE	TYRE SIZE	INJURY AREA		
		SIDEWALL W x L (mm)	CROWN W/DIA X L (mm)	SHOULDER DIAMETER (MM)
RP120	8.25 - 14.00	6 X 10	10 X 10	8
RP140	9R - 11R	10 X 80	20 X 40	15
RP140		20 X 60		
RP142	235/ - 285	10 X 110	30 X 50	20
RP142		25 X 80		
RP144		20 X 130	40 X 70	25
RP144		40 X 80		
RP120	11.00 - 13.00	6 X 6	8 X 8	6
RP140	12R - 15R	10 X 60	15 X 20	10
RP140	12/ - 13/	15 X 35		
RP142	295/ - 365	10 X 100	25 X 50	20
RP142	385/445	25 X 80		
RP144		20 X 130	40 X 70	25

## TRUCK - CROSS PLY

INJURY AREA MAX mm	INJURY AREA				
	4 PLY	6-8 PLY	10-12PLY	14-16 PLY	18 - 20 PLY
10	CP02	CP02			
15	CP03	CP03			
25	CP03	CP03			
35	CP04	CP04	CP06		
50	CP05	CP05	CP06		
75			CP07		
100			CP08	CP09	
125				CP10	CP10

## NAIL HOLE

PATCH	mm INJURY DIAMETER	PATCH mm DIAMETER
NH1	2	30
NH2	3	40
NH3	4	60
NH4	5	80

## NAIL HOLE

PATCH	MIN mm INJURY	MAX mm INJURY
MP7	6	7
MP9	8	9
MP12	11	12
MP15	5	80

# Equipment

Full range of garage equipment available including technical support.



3D Wheel Aligners



Wheel Alignment Scissor lifts



Tyre Changers



Wheel balancers



Low Level Lifts



2 Post Lifts



4 Post Lifts



Compressors

Request a quotation, sales brochures and technical specs.

## COMPANY PROFILE

Patch Tech was established in 1991 specializing in tyre repair materials, tools & equipment. Over the years our team has **grown into a large family business** and we carry a range of products to service the tyre industry supplying local and international brands, such as **SCHRADER, CP, MOBI, HOFFMANN, GAITOR TOOL, GEDORE.**

Patch Tech provides individual service from, the layout of new tyre shops to the equipment used and accessories. On installation, training is provided to all staff on the use of the equipment. And we also encourage a 4 day wheel alignment course.

We service garage equipment, gauges and other items in-house

We have our own factory where we produce products such as cross-ply tyre patches and radial tyre patches, our own chemical solution, and other items.

Areas covered are Pretoria

Gauteng, Vaal Triangle, North-West, Mpumalanga, Free-State and neighbouring African countries (Namibia, Botswana, Zimbabwe, Zambia and Mozambique). We have product distributors in other areas.

Patch Tech has skilled and devoted representatives and technicians that supply excellent customer service.

We always go the extra mile for our customers.

Our focus in business is building of relationships with our customer that will be the foundation of long term success.

As our storeman says 'QHAMA' -which means

***"Having pride and coming together for one sole reason"*** .

Patch Tech would like to thank you for the opportunity in giving us the chance to introduce ourselves and we would feel privileged if you would allow us to extend the relationship into your shops.



**81 JACOBA STREET, ALBERTON NORTH**  
**Tel: (011) 902 6150 - Fax: 086 505 9813**

**81 JACOBA STREET, ALBERTON NORTH**

E&OE - Errors & Omissions Expected

*Thank You*